



ReImagine Business Intelligence

ElegantJ BI is a 100% browser-based, self-service Business Intelligence Suite powered by unique technologies that can let you reimagine how you can use this platform to transform your business. The core driving principle of Independence, Innovation, and Cost-effectiveness makes ElegantJ BI a unique offering in the market.

ElegantJ BI Business Intelligence Suite goes beyond monitoring dashboards and elegant visualization. It lets you discover your winning formula and hidden hurdles.



Managed Memory Computing


Not just in-memory processing anymore

Redefines Business Intelligence. Lets you reimagine its applications.

Managed Memory Computing puts the power of choosing the data you want in memory in your hands.

Managed Memory Computing gives you:

- ▶ **Power of Managing Memory Allocation** — Optimize memory with application and priority of BI analytics rather than number of users
- ▶ **Power of Choice** — Choose which data should be used in memory based on priority and application of BI analytics
- ▶ **Power of Having More** — Expand BI usage without increasing cost of hardware and without changing the hardware
- ▶ **Power of Speed** — Aggregated data in memory for amazing performance



Independence

Independence is an Experience


FREEDOM



Experience the freedom of using Business Intelligence

FREEDOM

- from complex licensing
- from long and tiresome implementations
- from dependence on special skills
- from reliance on consultants
- from limitation to use selected Operating Systems or devices
- from restriction to change your database or ERP
- from designing your hardware needs based on the software
- to design infinite dashboards and KPIs on your own
- to let each person who matters use the power of BI



Deep Dive

Visual analytics monitors. Deep Dive discovers.

Monitoring dashboards and visual analytics lets you take a decision on the current data presented in a predetermined format. Deep Dive analysis lets you explore your data to discover key nuggets of gold that cannot be delivered just by monitoring a dashboard.

The possibility of finding gold from your data is enormous. ElegantJ BI can help you find that gold.



Multidimensional KPI

KPI Analytics, the new way forward

The conventional use of a KPI has been for monitoring data. It represents a static view of the current situation with no power to question or analyze its performance. ElegantJ BI is set to change this forever.

ElegantJ BI with its unique multidimensional KPI will allow you to monitor as well as deep dive into your data to reach your winning formula or to identify the key hurdle.

Multidimensional KPI allows you to ask questions to the same data from multiple angles using the same indicator. For example, an indicator for gross profit can be drilled and filtered based on time, product groups, individual products, regional hierarchy, or the person accountable. From the same interface, you can reach what is delivering for you and what is not.



Beyond Time Series

A large number of analysis and forecasting are based on time periods. ElegantJ BI Time Series management lets you uniquely configure all your data and lets you filter and compute based on periods or dates. Comparison and analysis based on ad hoc periods and ease in performing these key tasks make business analytics powerful. You could compare the sales for each date a promotion campaign ran or compare sales for Christmas and Thanksgiving.



Fine-grained Access Rights

Security and data access rights can be controlled to a micro level. For example, sales data for a person can be limited to the region and the product the person is managing.

Without fine-grained access rights throughout an organisation, rollout of a Business Intelligence solution will be impossible, and a limited number of users will have access to the power of Business Intelligence.




Return on Investment

The visible return on investment from ElegantJ BI would come from very short implementation and training cycles and negligible support costs, while increasing the performance of the organisation. The well- designed simple licensing will allow you to expand the usage of BI in a cost-effective way.

For users:



Dashboards



Analysis



Reports



Key Performance Indicators



Forecasting



Publishing and Delivery Agent



Balanced Scorecards

For IT managers:



Works on any OS



Device independent; ready for any desktop, mobile, or tablet



100% browser-based



Connects to most databases and applications



Self-service BI; works with novice users as easily as it works with power analysts



No dependence on special skills; in-house IT staff can easily maintain and develop the application



Quick rollout to various locations and large number of users with short training and no installation on client devices



Unique Managed Memory Computing